



# SAUTER **flex**<sup>HVAC</sup> vision

## RDT900

Configurable controller for HVAC  
systems management



Per un ambiente sostenibile.

# Control and management of HVAC systems, flexible, configurable and embeddable

## RDT900

Sauter RDT900 is a configurable controller that collects in a single device all the necessary features for a correct management of different kind of systems, from ventilation to air conditioning, from heating to radiant, always ensuring good performance also from an energy efficiency point of view.

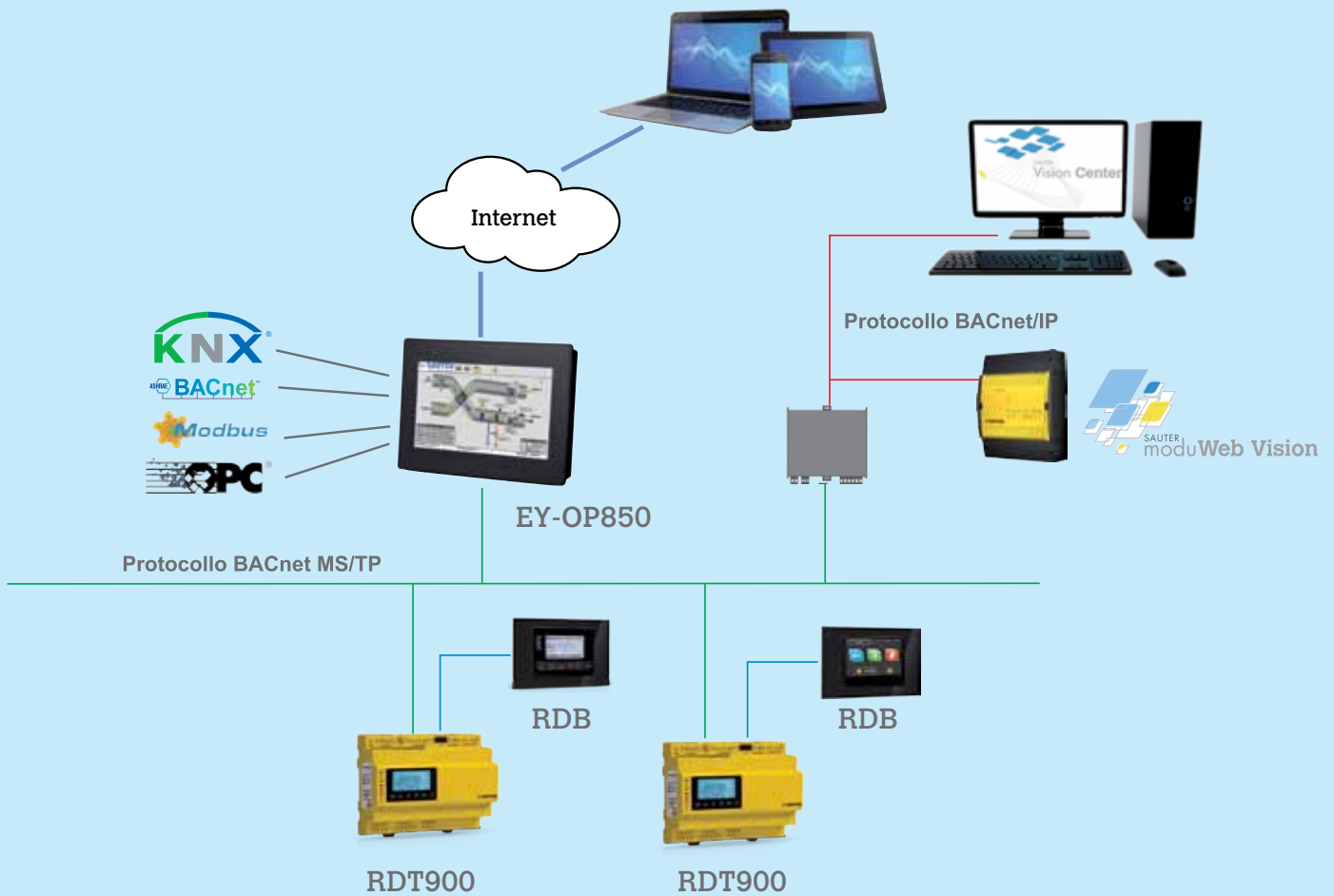
Sauter RDT900 is available in two different hardwares of 21 and 40 I/O, can be supplied with 24Vac/dc and is DIN rail mountable (according EN60715). Both versions are equipped with RS485, Ethernet and USB communication port, in addition to the integrated web-server for a remote control of your system.

The user interface is clear and user-friendly thanks to a backlit LCD display, the 6 buttons and the several led for different signals.

Analog inputs can be configured for accept signals in tension 0-10V or in current 4-20mA, as well as resistive signals from different types of passive temperature probes. The possibility to select the type of signal (0-10V or 4-20mA) is available also for the analog output.

Multiple possibilities of remote visualisation are ensured by the integrated web-server and by the different operating unit, available both with LCD display (also with integrated temperature and humidity probes for radiant systems) and with TFT colour touch screen.

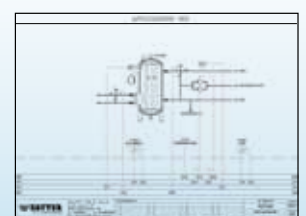
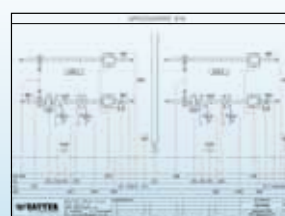
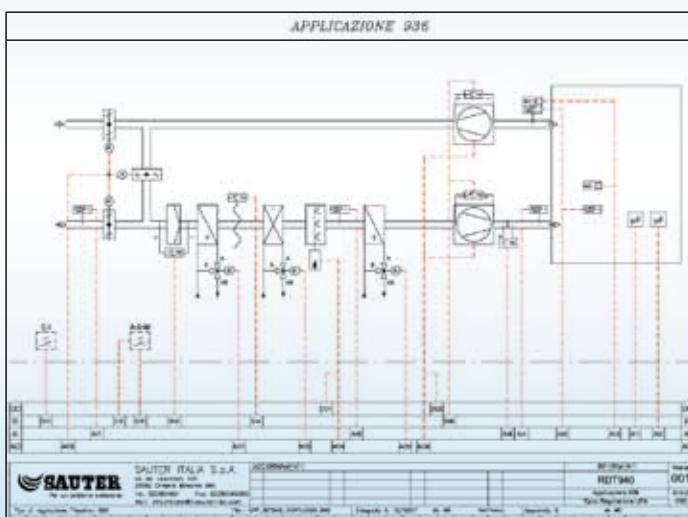




Thanks to the communication through BACnet MS/TP protocol (also selectable among BACnet IP, Modbus RTU or IP), the interface with system for room climate control, touch panels (like Sauter EY-OP850 model) and supervision is fast and immediate.

All the applications can be downloaded (with functional description and electrical wiring diagrams) on website [www.sauter-flex-hvac-vision.com](http://www.sauter-flex-hvac-vision.com).

Once you download the application that suits you, it can be easily uploaded on the controller with a USB key, and if necessary you can configure the parameters by using the integrated keyboard, the remote operating units, or via software PC as well.



## Systems

## Components

## Services

## Facility Management

### Technical data RDT900

	RDT921F901	RDT940F901
Supply	24 Vac/dc	24 Vac/dc
Totale I/O	21	40
Analog input	3 (Ni1000/Pt1000) 3 (Ni1000/Pt1000/ 0-10V/4-20 mA)	4 (Ni1000/Pt1000) 6 (Ni1000/Pt1000/ 0-10V/4-20 mA)
Digital input	5 (24 Vac/dc, 50...60 Hz optoisolated)	13 (24 Vac/dc, 50...60 Hz optoisolated)
Analog output	2 (PWM/0-10V) 1 (4-20mA/0-10V)	2 (0-10V) 2 (PWM/0-10V) 2 (4-20mA/0-10V)
Digital output	7 (250Vac, 3A)	11 (250Vac, 3A)
Communication port	2 RS485 + 1 Ethernet + 1 CAN + 1 USB	2 RS485 + 1 Ethernet + 1 CAN + 1 USB
Communication protocol	BACnet MS/TP and IP, Modbus RTU and IP	BACnet MS/TP and IP, Modbus RTU and IP
Integrated webserver	Yes	Yes
Display	LCD graphic (128x64 pixel)	LCD graphic (128x64 pixel)
Mounting	DIN guide (EN60715)	DIN guide (EN60715)
Dimensions (L x H x D)	142 x 128 x 60 mm	142 x 128 x 60 mm

### Technical Data RDB900

	RDB900F901	RDB900F902	RDB900F911
Supply	24 Vac/dc	24 Vac/dc	24 Vac/dc
Display	LCD graphic (128x64 pixel)	TFT touch (320x240 pixel)	LCD graphic (128x64 pixel)
Communication port	TTL for programming Canbus	USB for software upload Canbus RS485	TTL for programming Canbus
Connection to controller	Via Canbus	Via Canbus	Via Canbus
Integrated probes	No	No	Temperature and relative humidity
Mounting	By panel	Recessed (in box like 506 BTicino) By panel (with accessories EPVPO1 e 0027000007)	Recessed (in box like 506 BTicino)
Dimensions (L x H x D)	128 x 94,5 x 30,7	118 x 111 x 26,7	118 x 111 x 26,7